

**Computer Interfaces**

Serial, Parallel, GPIB, CAMAC, Oh My!

UCSD: Physics 121; 2012

### Common Implementations of Interfaces

- Parallel port (8 bits per shot)
- Serial (RS-232, RS-485)
  - usually asynchronous
- GPIB (IEEE-488) parallel
  - General Purpose Interface (or Instrument) Bus
  - originally HPIB; Hewlett Packard
- DAQ card (data acquisition)
  - like national instruments A/D, D/A, digital I/O
- CAMAC
  - Computer Automated Measurement And Control
- VME bus / VXI bus
  - modern CAMAC-like bus

Winter 20122

UCSD: Physics 121; 2012

### A quick note on hexadecimal

decimal value	binary value	hex value
0	0000	0
1	0001	1
2	0010	2
3	0011	3
4	0100	4
5	0101	5
6	0110	6
7	0111	7
8	1000	8
9	1001	9
10	1010	a
11	1011	b
12	1100	c
13	1101	d
14	1110	e
15	1111	f

Winter 20123

UCSD: Physics 121; 2012

### Hexadecimal, continued

- Once it is easy for you to recognize four bits at a time, 8 bits is trivial:
  - 01100001 is 0x61
  - 10011111 is 0x9f
- Can be handy because the ASCII code is built around hex:
  - 'A' is 0x41, 'B' is 0x42, ..., 'Z' is 0x5a
  - 'a' is 0x61, 'b' is 0x62, ..., 'z' is 0x7a
  - '^A' (control-A) is 0x01, '^B' is 0x02, '^Z' is 0x1A
  - '0' is 0x30, '9' is 0x39

Winter 20124

UCSD: Physics 121; 2012

### Exchanging Data

- Parallel: Fast and expensive
  - devices A, B simple, but cabling harder
  - strobe alerts to “data valid” state

- Serial: Slow and cheap
  - but devices A and must convert between serial/parallel

Winter 2012
slide courtesy E. Michelsen
5

UCSD: Physics 121; 2012

### The Parallel Port

- Primarily a printer port on the PC
  - goes by name LPTx: line printer
  - usually LPT1
- 8 data bits
  - with strobe to signal valid data
  - can be fast (1 Mbit/sec)
- Other control and status bits for (printer) communication

Centronics Handshake

data held static for some interval

Winter 2012
see <http://www.beyondlogic.org/index.html#PARALLEL>
6

UCSD: Physics 121; 2012

### Parallel Port Pinout

Pin No (D-Type 25)	Pin No (Centronics)	SPP Signal	Direction In/out	Register	Hardware Inverted
1	1	nStrobe	In/Out	Control	Yes
2	2	Data 0	Out	Data	
3	3	Data 1	Out	Data	
4	4	Data 2	Out	Data	
5	5	Data 3	Out	Data	
6	6	Data 4	Out	Data	
7	7	Data 5	Out	Data	
8	8	Data 6	Out	Data	
9	9	Data 7	Out	Data	
10	10	nAck	In	Status	
11	11	Busy	In	Status	Yes
12	12	Paper-Out PaperEnd	In	Status	
13	13	Select	In	Status	
14	14	nAuto-Linefeed	In/Out	Control	Yes
15	32	nError / nFault	In	Status	
16	31	nInitialize	In/Out	Control	
17	36	nSelect-Printer nSelect-In	In/Out	Control	Yes
18 - 25	19-30	Ground	Gnd		

Winter 2012
7

UCSD: Physics 121; 2012

### Parallel Port Access

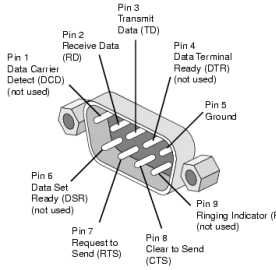
- Most PCs have a DB-25 female connector for the parallel port
- Usually at memory address 0x378
- Windows 98 and before were easy to talk to
  - but after this, a hardware-abstraction layer (HAL) which makes access more difficult
  - one option is to fool computer into thinking you’re talking to a normal LPT (printer) device
  - involves tying pins 11 and 12 to ground
- Straightforward on Linux
  - direct access to all pins

Winter 2012
8

UCSD: Physics 121; 2012

## Serial Communications

- Most PCs have a DB9 male plug for RS-232 serial asynchronous communications
  - we'll get to these definitions later
  - often COM1 on a PC
- In most cases, it is sufficient to use a 2- or 3-wire connection
  - ground (pin 5) and either or both receive and transmit (pins 2 and 3)
- Other controls available, but seldom used
- Data transmitted one bit at a time, with protocols establishing how one represents data
- Slow-ish (most common is 9600 bits/sec)

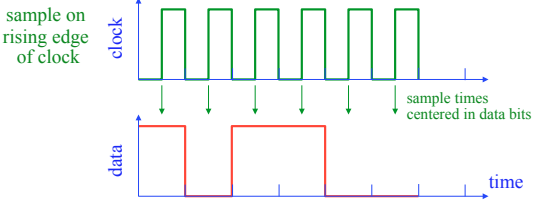


Winter 2012 9

UCSD: Physics 121; 2012

## Time Is of the Essence

- With **separate** clock and data, the transmitter gives the receiver timing on one signal, and data on another
- Requires two signals (clock and data): can be expensive
- Data values are arbitrary (no restrictions)
- Used by local interfaces: V.35, (synchronous) EIA-232, HSSI, etc.
- As distance and/or speed increase, **clock/data skew** destroys timing



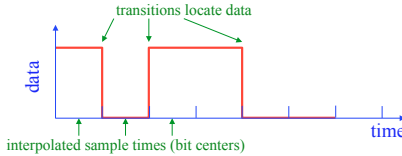
Winter 2012 10

slide courtesy E. Michelsen

UCSD: Physics 121; 2012

## No Clock: Do You Know Where Your Data Is?

- Most long-distance, high speed, or cheap signaling is **self timed**: it has no separate clock; the receiver recovers timing from the signal itself
- Receiver knows the *nominal* data rate, but requires **transitions** in the signal to locate the bits, and interpolate to the sample points
- Two General Methods:
  - Asynchronous**: data sent in short blocks called **frames**
  - Synchronous**: continuous stream of bits
    - Receiver *tracks* the timing continuously, to stay in synch
    - Tracking requires sufficient **transition density** throughout the data stream
    - Used in all DSLs, DS1 (T1), DS3, SONET, all Ethernets, etc.



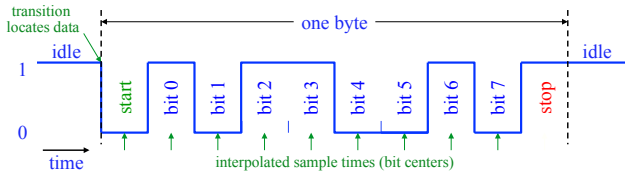
Winter 2012 11

slide courtesy E. Michelsen

UCSD: Physics 121; 2012

## Asynchronous: Up Close and Personal

- Asynchronous**
  - technical term meaning "whenever I feel like it"
- Start bit is always 0. Stop bit is always 1.
- The line "idles" between bytes in the "1" state.
- This guarantees a 1 to 0 transition at the start of every byte
- After the leading edge of the start bit, if you know the data rate, you can find all the bits in the byte



Winter 2012 12

slide courtesy E. Michelsen

UCSD: Physics 121; 2012

### Can We Talk?

ASCII "A" = 0x41  
9600, 8N1

- If we agree on 4 asynchronous communication parameters:
  - Data rate:** Speed at which bits are sent, in bits per seconds (bps)
  - Number of data bits:** data bits in each byte; usually 8
    - old stuff often used 7
  - Parity:** An error detecting method: None, Even, Odd, Mark, Space
  - Stop bits:** number of stop bits on each byte; usually 1.
    - Rarely 2 or (more rarely) 1.5: just a **minimum wait time**: can be **indefinite**

Winter 2012      slide courtesy E. Michelsen      13

UCSD: Physics 121; 2012

### RS-232: most common implementation

- RS-232 is an **electrical** (physical) specification for communication
  - idle, or "mark" state is logic 1;
    - 5 to -15 V (usually about -12 V) on transmit
    - 3 to -25 V on receive
  - "space" state is logic 0;
    - +5 to +15 V (usually ~12 V) on transmit
    - +3 to +25 V on receive
  - the dead zone is from -3 V to +3 V (indeterminate state)
- Usually used in asynchronous mode
  - so idles at -12; start jumps to +12; stop bit at -12
  - since each packet is framed by start/stop bits, you are guaranteed a transition at start
  - parity (if used) works as follows:
    - even parity guarantees an even number of ones in the train
    - odd parity guarantees an odd number of ones in the train

Winter 2012      14

UCSD: Physics 121; 2012

### GPIB (IEEE-488)

- An 8-bit parallel bus allowing up to 15 devices connected to the same computer port
  - addressing of each machine (either via menu or dip-switches) determines who's who
  - can daisy-chain connectors, each cable 2 m or less in length
- Extensive handshaking controls the bus
  - computer controls who can talk and who can listen
- Many test-and-measurement devices equipped with GPIB
  - common means of controlling an experiment: positioning detectors, measuring or setting voltages/currents, etc.
- Can be reasonably fast (1 Mbit/sec)

Winter 2012      15

UCSD: Physics 121; 2012

### Data Acquisition

- A PCI-card for data acquisition is a very handy thing
- The one pictured at right (National Instruments PCI-6031E) has:
  - 64 analog inputs, 16 bit
  - 2 DACs, 16 bit analog outputs
  - 8 digital input/output
  - 100,000 samples per second
  - on-board timers, counters
- Breakout box/board recommended

Winter 2012      16


UCSD: Physics 121; 2012

## CAMAC

- This somewhat old interface provides a “crate” into which one slides modules that perform specific tasks
  - A/D conversion
  - time-to-digital converters
  - pulse generators
  - charge measurement
  - amplifiers
  - delay generators
- Frequently used in timing experiments, like nuclear physics: catch events in detector, generate signal, measure strength, etc.
- Often the modules are highly multiplexed (16 channels per card common)

Winter 2012 17

UCSD: Physics 121; 2012



CAMAC crate (above) and inhabitants (right) including two custom modules, two commercial time-to-digital converters (TDCs) and the crate controller (note interface cable (50-pin SCSI-2 style))

Winter 2012 18

UCSD: Physics 121; 2012

## CAMAC features

- 16-bit (newer are 24-bit) data words
- Full command cycle in  $2 \mu\text{s} \rightarrow 8 \text{ Mbit/sec}$
- Look-At-Me (LAM) interrupts computer when some event happens
- Commands follow N.A.F. sequence: slot number, address, function
  - so address specific modules by name/position
  - A and F values perform tasks that are defined by module
  - A often refers to channel number on multiplexed device
  - F might indicate a read, a write, a reset, or other action

Winter 2012 19

UCSD: Physics 121; 2012

## Example Interface: APOLLO

- APOLLO is a lunar ranging apparatus that fires 20 laser pulses per second at a selected lunar reflector, measuring the time-of-flight of photons making the round trip
- Besides the essential function of data collection and apparatus coordination, we wanted remote operation capability
- We also required strict thermal control

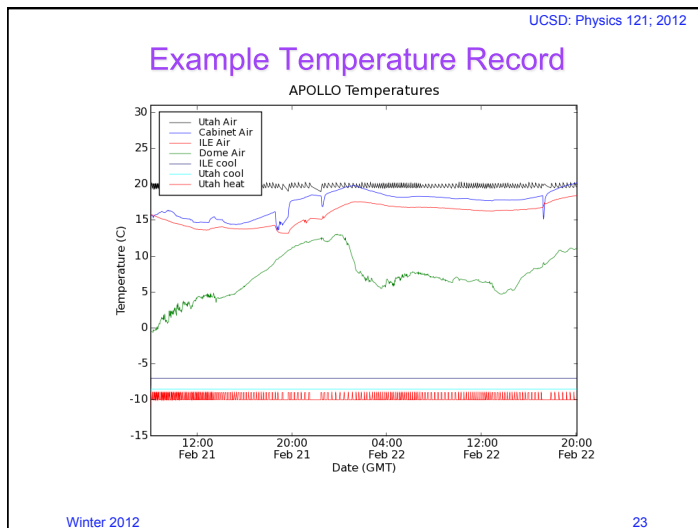
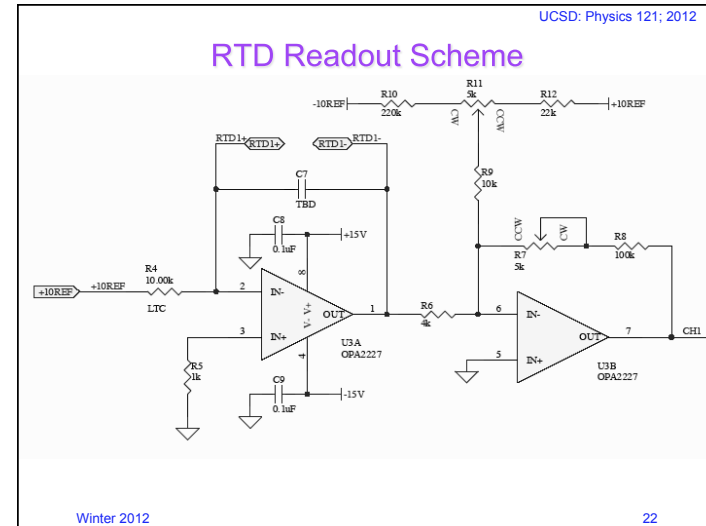
Winter 2012 20

UCSD: Physics 121; 2012

### Catalog of APOLLO Interfaces

- Uses a Linux PC (runs for a year at a time, no crashes)
- Two GPIB devices
  - GPS-disciplined clock; actuated optics (mirror tilt, lens focus)
- 5 RS-232 devices
  - motor that spins optic (8N1 @ 57600); laser control (8E1 @ 9600); CCD camera control (8N1 @ 115200); laser power meter (bolometer) (8N1 @ 9600); GPS clock (7E1 @ 9600)
- CAMAC crate with two devices
  - TDC for 10 ps timing; custom module to control timing
  - another device sits passively in crate, no access to dataway
- DAQ card for analog input, digital output
  - analog inputs for RTDs (temperature); flow meters; pulse energy; telescope tilt angle
  - digital outputs for relay control: turning devices on and off
- Parallel port used for additional digital outputs for more relays

Winter 2012 21



UCSD: Physics 121; 2012

### Reading

- Read 6.7.3; skim 6.7.5; read 6.7.7; 6.7.9

Winter 2012 24